



Village of Glenwood

2025 Annual Financial Highlights & 2026 Tax Rates

Bylaw 241-2026 | Adopted May 20, 2026

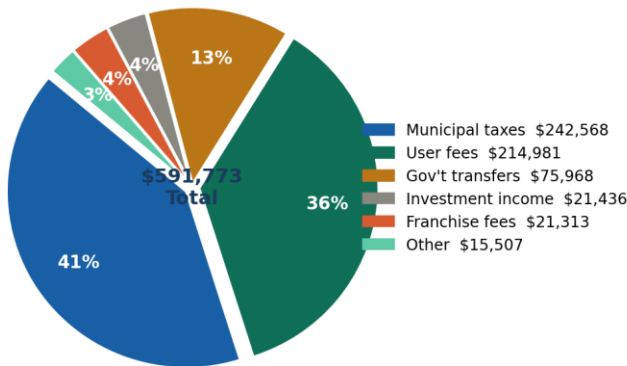
2025 FINANCIAL SNAPSHOT

Total Revenue \$591,773 ↓ 9% from \$650,970	Total Expenses \$823,058 ↓ 3% from \$848,327	Net Financial Assets \$799,238 ↑ from \$600,328	Cash on Hand \$579,483 ↑ from \$551,028
--	---	--	--

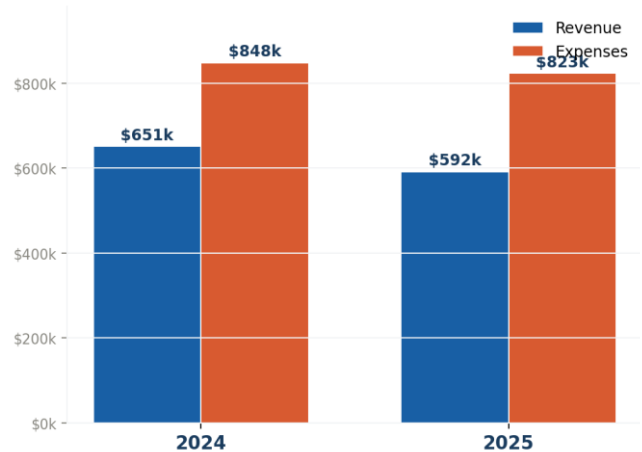
No long-term debt in 2025. Unused debt limit: \$887,660 — well within MGA provincial guidelines.

WHERE THE MONEY CAME FROM — REVENUE 2025

Revenue by Source — 2025

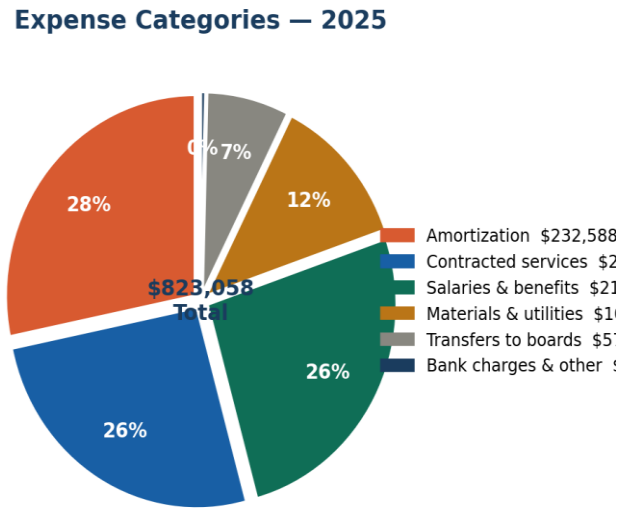
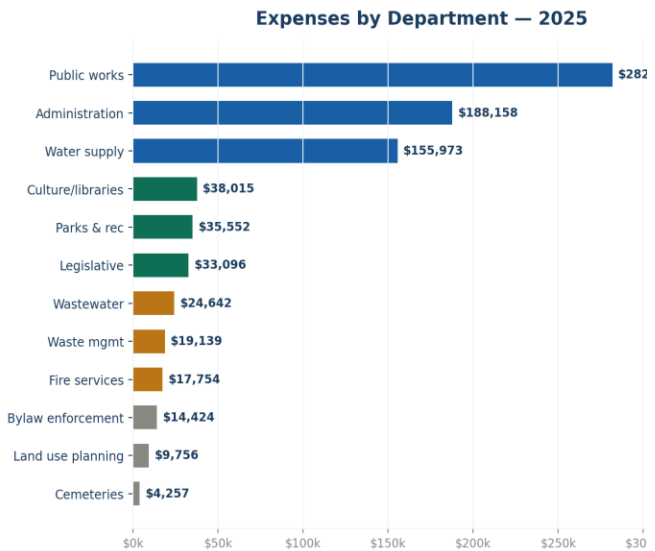


Revenue vs. Expenses — 2024 to 2025



Source	Amount	% of Total	Notes
Municipal taxes	\$242,568	41%	Retained by Village
User fees	\$214,981	36%	Water, waste, utilities
Government transfers	\$75,968	13%	Provincial grants
Investment income	\$21,436	4%	
Franchise fees	\$21,313	4%	ATCO Gas, electric
Other	\$15,507	3%	
TOTAL	\$591,773	100%	

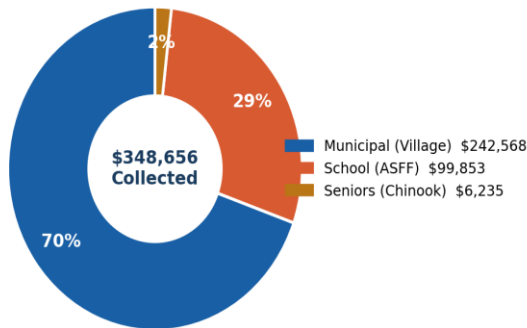
WHERE THE MONEY WENT — EXPENSES 2025



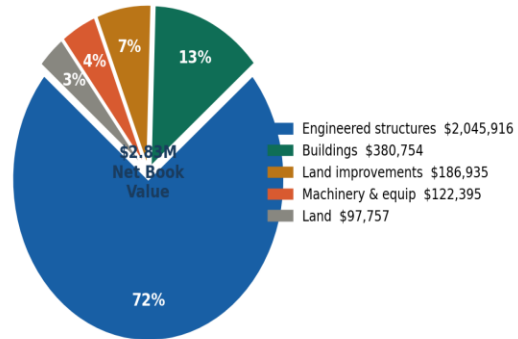
Department	Amount	% of Total	Category
Public works	\$282,292	34%	Infrastructure
Administration	\$188,158	23%	Operations
Water supply	\$155,973	19%	Utility
Culture / libraries	\$38,015	5%	Community
Parks & recreation	\$35,552	4%	Community
Legislative	\$33,096	4%	Governance
Wastewater	\$24,642	3%	Utility
Waste management	\$19,139	2%	Utility
Fire services	\$17,754	2%	Safety
Bylaw enforcement	\$14,424	2%	Safety
Land use planning	\$9,756	1%	Planning
Cemeteries	\$4,257	1%	Community
TOTAL	\$823,058	100%	

PROPERTY TAXES — 2025 ACTUAL

Tax Levy Breakdown — 2025



Capital Assets — Net Book Value 2025

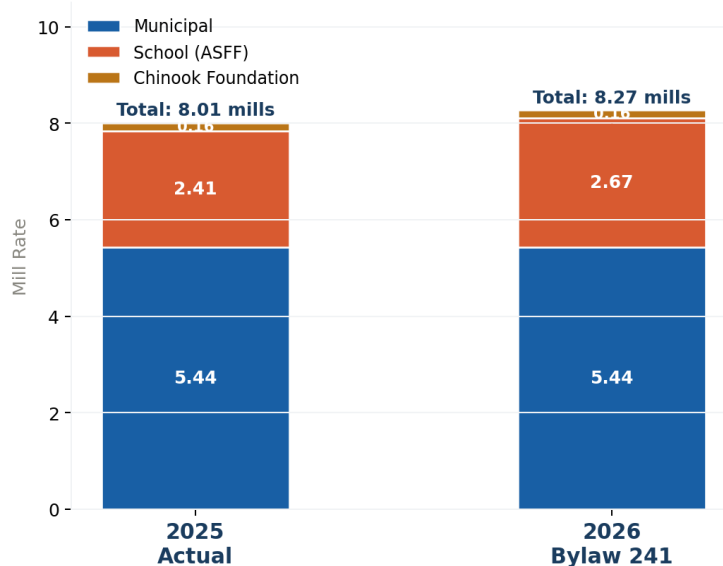


Category	Amount	% of Total	
Net to Village (municipal retained)	\$242,568	70%	Village-controlled
School requisition (ASFF)	\$99,853	29%	Province-set
Seniors foundation (Chinook)	\$6,235	1%	Province-set
TOTAL collected	\$348,656	100%	

2026 MILL RATES — BYLAW 241-2026

HOLDING THE LINE: The Village’s municipal mill rate is unchanged in 2026 (5.43608 mills residential). The modest increase in total taxes is driven entirely by the provincial Alberta School Foundation Fund requisition — a levy the Village has no authority to set or reduce.

Residential Mill Rates — 2025 vs. 2026



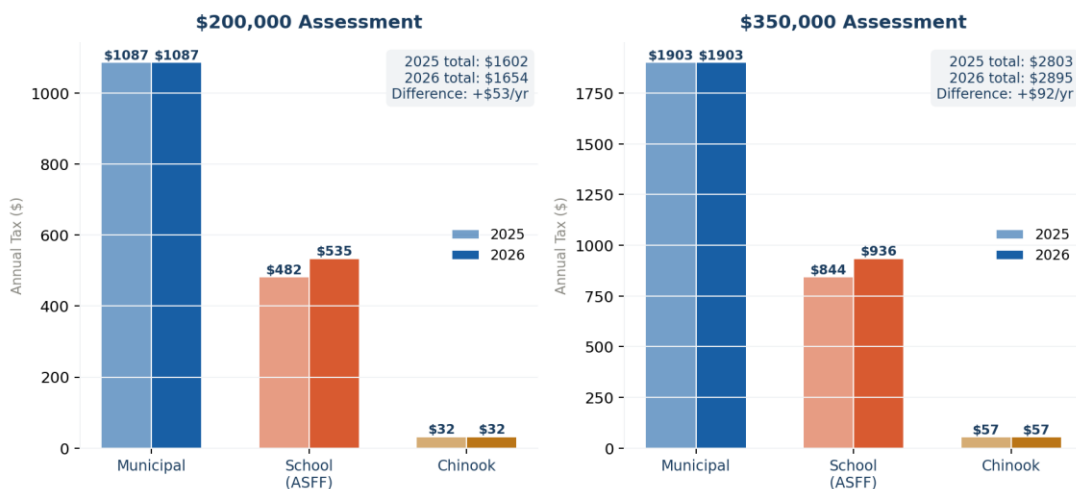
Category	Tax Levy	Assessment	Mill Rate
GENERAL MUNICIPAL			
Residential & Farmland	\$208,256	\$38,309,970	5.43608 ✓ unchanged
Non-residential	\$31,366	\$1,836,770	17.07672
Linear & Designated Industrial	\$20,300	\$732,450	27.71520
Subtotal	\$259,922	\$40,879,190	
ALBERTA SCHOOL FOUNDATION FUND			
Residential/Farmland	\$102,423	\$38,309,970	2.67353 ↑ provincial increase
Non-residential	\$10,234	\$2,569,220	3.98331 ↑ provincial increase
Subtotal	\$112,657	\$40,879,190	
CHINOOK FOUNDATION (SENIORS)			
All property	\$6,601	\$40,879,190	0.16148
TOTAL RESIDENTIAL MILL RATE			8.27109
TOTAL NON-RESIDENTIAL MILL RATE			21.22151

Minimum tax per parcel: \$150.00 | Taxes due: August 2, 2026 | 1.5% monthly penalty after due date; additional 3.0% January 1, 2027

WHAT THIS MEANS FOR PROPERTY OWNERS

The following chart and tables show the impact on residential properties. The municipal portion is unchanged — any increase comes entirely from the provincial school requisition.

What This Means for Property Owners — 2025 vs. 2026



Example A — Property Assessed at \$200,000

Tax Component	2025 Mill Rate	2026 Mill Rate	Change	Annual Tax 2026
Municipal (Village)	5.43608	5.43608	No change	\$1,087
School — ASFF	~2.41000	2.67353	+0.26353	\$535
Chinook Foundation	0.16148	0.16148	No change	\$32
TOTAL	~8.01	8.27109	+0.26	\$1,654

This represents an increase of approximately \$52/year compared to 2025 — the equivalent of about \$4.33/month. The Village's portion is unchanged.

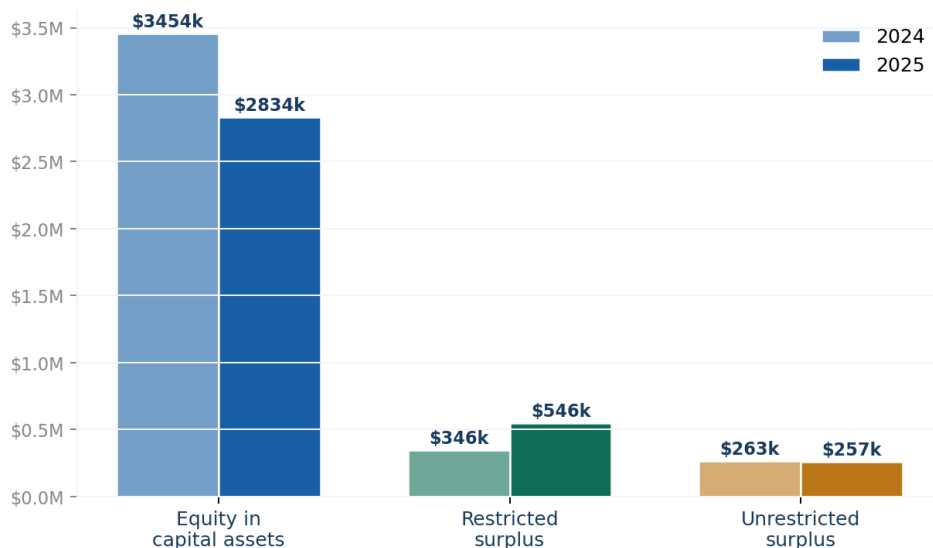
Example B — Property Assessed at \$350,000

Tax Component	2025 Mill Rate	2026 Mill Rate	Change	Annual Tax 2026
Municipal (Village)	5.43608	5.43608	No change	\$1,903
School — ASFF	~2.41000	2.67353	+0.26353	\$936
Chinook Foundation	0.16148	0.16148	No change	\$57
TOTAL	~8.01	8.27109	+0.26	\$2,895

This represents an increase of approximately \$91/year compared to 2025 — the equivalent of about \$7.58/month. The Village's portion is unchanged.

ACCUMULATED SURPLUS & CAPITAL ASSETS

Accumulated Surplus — 2024 vs. 2025



Component	2025	2024	Change
Equity in tangible capital assets	\$2,833,757	\$3,454,244	– \$620,487
Restricted surplus (reserves)	\$546,007	\$346,007	+ \$200,000
Unrestricted surplus	\$257,236	\$262,992	– \$5,756
TOTAL	\$3,637,000	\$4,063,243	– \$426,243

The decrease in accumulated surplus is largely due to a \$377,075 non-cash write-off of old engineered structures and the operating deficit. Reserves grew by \$200,000 as Council set aside funds for future needs. The Village carries no long-term debt.

COUNCIL & STAFF COMPENSATION — REQUIRED DISCLOSURE

Alberta Regulation 313/2000 requires annual disclosure of salaries and benefits for elected officials and senior staff.

Position	Salary	Benefits	Total 2025
Mayor Allred	\$3,150	\$—	\$3,150
Mayor Peterson	\$2,100	\$56	\$2,156
Councillor Doney	\$625	\$20	\$645
Councillor Ford	\$875	\$35	\$910
Councillor Lybbert, D.	\$2,025	\$—	\$2,025
Councillor Lybbert, S.	\$3,675	\$184	\$3,859
Councillor Wickhorst	\$1,750	\$—	\$1,750
Chief Administrative Officer	\$84,206	\$5,713	\$89,919
Designated Officer	\$9,597	\$—	\$9,597

2025 financials audited by Shawn Cook Professional Corporation, CPA — April 30, 2026. Prepared in accordance with Canadian public sector accounting standards (PSAB). 2026 mill rates established by Bylaw 241-2026, passed by three readings May 20, 2026. This summary is intended for general information; refer to the full audited financial statements for complete details.